OPTIKA®
MICROSCOPES
ITALY

SZ Series

Stereozoom Microscopes For Laboratory & Industry

FIELD OF VIEW - 23 mm Full Plan Field of View

10x/22mm or 10x/23mm PLAN EYEPIECES
Plan eyepieces with 22 or 23 mm field of view; high eye-point type, also suitable for the use of eyeglasses.

ZOOM OBJECTIVE
The High-Grade Zoom Objective ensures a sharp and clear vision. With a zoom ratio of 6.72:1 or 8.46:1 it makes this series a perfect instrument for any application.



CLICK-STOP DETENTS
On SZO Heads the zoom objective is equipped with a precise click-stop mechanism which makes easy to quickly find the default zoom positions: 0.67x, 0.80x, 1x, 1.2x, 1.5x, 2x, 2.5x, 3x, 3.5x, 4x, and 4.5x.

X-LED - Two Times Brighter Than Any Other

X-LED: A SEA OF LIGHT

Where present, stands' illuminators are equipped with X-LED systems:
- the incident illuminator with **X-LED³** (single LED, 3.6W)
- the transmitted illuminator with **X-LED^{T1-T3}** (12 or 60 LEDs)

X-LED: RESPECTING COLORS

With 6,300K color temperature the specimens are illuminated with the most natural light. It allows to respect their colors, without altering the nuances.

X-LED^{T3}: SIMPLY UNMATCHABLE

Top class illuminator for transmitted light. With up to 60 LEDs geometrically arranged, it grants a perfect light uniformity and the observation of large samples thanks to its 10cm diameter.

Multi-plug power supply

SZ Series

Greenough Optical System

The V-shape optical path of Greenough allows us to design a very compact and a slim unit, highly versatile and appreciated for the 3D viewing. Samples with significant depth can be quickly inspected. Binocular and trinocular heads are 45° inclined to ensure comfortable posture to the user even after several hours of operation.

Zoom Ratio

SZ Series has 0.67x-4.5x or 0.65x-5.5x zoom range (6.72:1 or 8.46:1 zoom ratio, depending on the head), being purposely designed for routine and advanced inspections. These zoom ratios enable most samples to be observed at the appropriate magnifications. When combined with proper accessories (2x additional lens and 25x eyepieces), SZX-A delivers excellent image quality up to 275x.



***X-LED* Exclusive Lighting Source**

Special technology able to double the light intensity for incomparable performance, ensuring constant pure-white colour temperature.

Relevant money & energy saving thanks to the incredibly low energy consumptions allow you to cut the electricity bills by 90%!

Stereozoom Microscopes For Laboratory & Industry

Overhanging Stands, In Case Of Large Samples
These stands are recommended for efficient, quick and precise observation and digital imaging of large samples, that cannot be processed with regular stands.
Achieve 360° rotation and smooth movement with no limits, as the mechanism can be tilted from right to left, backward to forward.

Large Working Distance And Field Of View Size Are Important!
If you need to operate under the microscope, you will need a large working distance. SZ series ensures an extended working distance of 110mm. Keep in my mind your application, always: if you are soldering a printed circuit board, it may be more important to have a long working distance; if you are counting items, then a large field of view will be of great help.

Get the most out of our accessories

ST-088 - Polarizing Set
The ST-088 Polarizing Set features a pair of top quality linear polarization filters. The analyzer is mounted on a circular metallic holder equipped with a goniometric scale for determining the extinction angle characteristic of substances and materials.

SZ Series - Modular Chart

SZX-B
WF 10x/22
0.67x...4.5x

SZX-T
WF 10x/22
0.67x...4.5x

SZX-BA
WF 10X/23
0.65x...5.5x

SZ-A1
Coarse focus



SZ-A6
Coarse & **Fine focus**

ST-150
Flat Industrial Stand with pillar

SZ-ST1
Simple Stand

SZ-ST2
Stand with Incident (X-LED³) and
Transmitted (12-Led) Illuminators

SZ-ST3
Stand with Incident (X-LED³) and
Transmitted (**60-Led**) Illuminators

SZ-ST7
Stand with **Double Incident** (X-LED³) and
Transmitted (12-Led) Illuminators

SZ-ST8
Stand with **Double Incident** (X-LED³)
and Transmitted (**60-Led**) Illuminators

SZ-OBL
Base with **oblique illumination**
(X-LED³)

SZ Series - Modular Chart

SZX-TA
WF 10X23
0.65x - 5.5x

SZO-B
WF 10X/23
0.67x...4.5x **Click-stops**

SZO-T
WF 10X/23
0.67x...4.5x **Click-stops**

ST-152
Flat Industrial Stand
with fixed arm

SZ-STLX
Advanced Precision Overhanging Stand
with Coarse Focus Mechanism

SZ-STL5
Flexible arm stand, 360°rotating

SZ-STL1
Overhanging Stand

SZ-STL2
Advanced Overhanging Stand

SZ-STL5LED
Flexible arm stand, 360°rotating
with 2x incident (X-LED³) illuminators

SZ Series - Heads

SZX-B / SZX-T

SZX Heads - Excellent Price/Performance Ratio For Any Laboratory
» Ideal for universities, experts & common routine lab requirements
» 3D Greenough view for high resoluted images & large field depth
» 22 mm field number and large working distance (up 110 mm)
» 6.72:1 zoom ratio - zoom magnification from 6.7x to 45x
» Simultaneous eyepiece & camera observation (on SZX-T)
» Cost-effective solution for diversified applications

Head:
SZX-B: Binocular, 360° rotating on all stands and 45° inclined.
SZX-T: Trinocular (split ratio: 50/50), 360° rotating on all stands and 45° inclined.

Interpupillary distance: Adjustable between 51 and 75 mm.

Dioptric adjustment: On both eyepieces.

Eyepieces: WF10x/22 mm, high eyepoint, secured by screw and with integrated rubber cups.

Objective: Parfocal achromatic zoom 0.67x...4.5x (zoom factor 6.72:1)

Working distance: 100 mm.

SZX-BA / SZX-TA

SZX-A Heads - Advanced Analysis With High Power Magnification
» Purposely designed for particularly performing zoom conditions
» 3D Greenough view for high resoluted images & large field depth
» 23 mm field number and large working distance (up 110 mm)
» 8.46:1 zoom ratio - zoom magnification from 6.5x to 55x
» Simultaneous eyepiece & camera observation (on SZX-TA)
» High magnification change from overview to tiny details

Head:
SZX-BA: Binocular, 360° rotating on all stands and 45° inclined.
SZX-TA: Trinocular (split ratio: 50/50), 360° rotating on all stands and 45° inclined.

Interpupillary distance: Adjustable between 51 and 75 mm.

Dioptric adjustment: On both eyepieces.

Eyepieces: WF10x/23 mm, high eyepoint, secured by screw and with integrated rubber cups.

Objective: Parfocal achromatic zoom 0.65x...5.5x (zoom factor 8.46:1).

Working distance: 102 mm.

SZ Series - Heads

SZO-B / SZO-T

SZO Heads - Addressed For Extreme Reliability & Repeatability
» Ensuring the sharpest vision, high productivity, repetitive analysis
» 3D Greenough view for high resoluted images & large field depth
» 23 mm field number and large working distance (up 110 mm)
» 6.72:1 zoom ratio - zoom magnification from 6.7x to 45x
» Simultaneous eyepiece & camera observation (on SZO-T)
» Multi-position click-stop - no need to move eyes from eyepieces

Head:
SZO-B: Binocular, 360° rotating on all stands and 45° inclined.
SZO-T: Trinocular (split ratio: 70/30), 360° rotating on all stands and 45° inclined.

Interpupillary distance: Adjustable between 51 and 75 mm.

Dioptric adjustment: On both eyepieces.

Eyepieces: WF10x/23 mm, high eyepoint, secured by screw and with retractable rubber cups.

Objective: Parfocal achromatic zoom 0.67x...4.5x (zoom factor 6.72:1) with click-stop.

Working distance: 110 mm.

CLICK-STOP DETENTS
On SZO Heads the zoom objective is equipped with a precise click-stop mechanism which makes easy to quickly find the default zoom positions: 0.67x, 0.80x, 1x, 1.2x, 1.5x, 2x, 2.5x, 3x, 3.5x, 4x, and 4.5x.

SZ Series - Zoom Heads Comparison Chart

Model	Head	Eyepieces	Zoom Objective	Zoom Ratio	Click-Stops Detents	Working Distance	Photo Tube
SZX-B	Binocular 45° inclined	WF 10x/22	0.67x...4.5x	6.72:1	-	110 mm	-
SZX-T	Trinocular 45° inclined	WF 10x/22	0.67x...4.5x	6.72:1	-	110 mm	Fixed 50%-50%
SZX-BA	Binocular 45° inclined	WF 10x/23	0.65x...5.5x	8.46:1	-	110 mm	-
SZX-TA	Trinocular 45° inclined	WF 10x/23	0.65x...5.5x	8.46:1	-	110 mm	Fixed 50%-50%
SZO-B	Binocular 45° inclined	WF 10x/23	0.67x...4.5x	6.72:1	0.67x, 0.80x, 1x, 1.2x, 1.5x, 2x, 2.5x, 3x, 3.5x, 4x, and 4.5x	110 mm	-
SZO-T	Trinocular 45° inclined	WF 10x/23	0.67x...4.5x	6.72:1	0.67x, 0.80x, 1x, 1.2x, 1.5x, 2x, 2.5x, 3x, 3.5x, 4x, and 4.5x	110 mm	Fixed 70%-30%

SZ Series - Pillar Stands

SZ-ST1

Extremely stable, ultra-slim and modern stand to be matched with a focusing system and stereozoom head. The 25 mm height makes this stand very effective in preventing fatigue during operation, increasing the ergonomy and the performance as a result.
In case illumination is needed, choose from the wide choice of external illuminators available.

Width: 210 mm
Length: 270 mm
Thickness: 25 mm
Pillar diameter: 32 mm
Pillar height: 275 mm
Stage: 95 mm dia., black and white disc with sample clips
Incident illumination: None
Transmitted illumination: None

To be used in combination with a focusing mechanism (SZ-A1/A6)

SZ-ST2 / SZ-ST3

Top-class X-LED^{T} transmitted light, with geometrically arranged LEDs and X-LED^{3} incident light
The impressive incident illumination generated by the exclusive X-LED^{3} swivelling illuminator (3.6 W) is combined with an extra-large, settable 12-LED X-LED^{T1} disc (2 W, on SZ-ST2) or 60-LED X-LED^{T3} disc (4 W, on SZ-ST3) for transmitted illumination.

Incident illumination: X-LED^{3} with white 3.6 W LED and brightness control. Color temperature: 6,300 K.

Transmitted illumination:
SZ-ST2: 12-LED X-LED^{T1} disc with white 2 W LED and brightness control. Color temperature: 6,300 K. Multi-plug 100-240Vac/6Vdc external power supply.
SZ-ST3: 60-LED X-LED^{T3} disc with white 4 W LED and brightness control. Color temperature: 6,300 K. Multi-plug 100-240Vac/12Vdc external power supply.

Base dimensions: 270×210 mm.
Pillar dimensions: Ø32×280 mm.
Weight: 1.90 kg.

To be used in combination with a focusing mechanism (SZ-A1/A6)

SZ-ST7 / SZ-ST8

Top-class X-LED^{T} transmitted light, with geometrically arranged LEDs and freely orientable, flexible double gooseneck X-LED^{3} incident light
The impressive incident illumination generated by the exclusive X-LED^{3} lighting system located in two flexible gooseneck arms (3.6 W each, for a total of 7.2 W) is combined with an extra-large, settable 12-LED X-LED^{T1} disc (2 W, on SZ-ST7) or 60-LED X-LED^{T3} disc (4 W, on SZ-ST8) for transmitted illumination.

Incident illumination: Two flexible X-LED^{3} gooseneck arms with white 3.6 W LED/each and brightness control. Illuminance: 170,000 lux (at 10 cm distance). Color temperature: 6,300 K.

Transmitted illumination:
SZ-ST7: 12-LED X-LED^{T1} disc with white 2 W LED and brightness control. Illuminance: 4,000 lux. Color temperature: 6,300 K. Multi-plug 100-240Vac/12Vdc external power supply.
SZ-ST8: 60-LED X-LED^{T3} disc with white 4 W LED and brightness control. Illuminance: 8,000 lux. Color temperature: 6,300 K. Multi-plug 100-240Vac/12Vdc external power supply.

Base dimensions: 270×210 mm.
Pillar dimensions: Ø32×280 mm.
Stage: 95 mm dia., translucent and black/white discs with sample clips
Weight: 2.40 kg.

To be used in combination with a focusing mechanism (SZ-A1/A6)

SZ Series - Pillar Stands

SZ-OBL

To be used in combination with a focusing mechanism (SZ-A1/A6)

Extremely stable and modern stand, equipped with rotatable mirror and X-LED³ transmitted light. Ideal for observing low-contrast samples that cannot be stained. The X-LED³ light source with its high efficiency and no indirect heating is ideal for observing "live" specimens. Tiltable mirror with 2 faces, one smooth and one knurled, to get maximum contrast from your samples.

Transmitted illumination:
X-LED³ disc frosted white and brightness control.
Illuminance: 8,000 lux. Color temperature: 6,300 K.
Multi-plug 100-240Vac/6Vdc external power supply.

Base dimensions: 270×210 mm.

Pillar dimensions: Ø32×280 mm.

Weight: 2.4 kg.

SZ Series - X-LED Comparison



SZ-ST2: 12-Led ***X-LED^{T1}***
Transmitted Illuminator



SZ-ST3: 60-Led ***X-LED^{T3}***
Transmitted Illuminator



SZ-ST7: 12-Led ***X-LED^{T1}***
Transmitted Illuminator



SZ-ST8: 60-Led ***X-LED^{T3}***
Transmitted Illuminator

SZ Series - Pillar Stands Comparison Chart

Model	Base	Pillar	Stage	Incident Illumination	Transmitted Illumination
SZ-ST1	270x210x25h mm	32dia.x275h mm	95 mm dia., black and white disc with sample clips	None	None
SZ-ST2	270x210x30h mm	32dia.x280h mm	95 mm dia., white disc with sample clips	***X-LED³*** (single Led, 3.6 W); brightness control	***X-LED^{T1}*** (12-Led); brightness control
SZ-ST3	270x210x30h mm	32dia.x280h mm	95 mm dia., white disc with sample clips	***X-LED³*** (single Led, 3.6 W); brightness control	***X-LED^{T3}*** (60-Led); brightness control
SZ-ST7	270x210x30h mm	32dia.x280h mm	95 mm dia., white disc with sample clips	Double ***X-LED³*** (total 7.2 W) on flexible goosencks; brightness control	***X-LED^{T1}*** (12-Led); brightness control
SZ-ST8	270x210x30h mm	32dia.x280h mm	95 mm dia., white disc with sample clips	Double ***X-LED³*** (total 7.2 W) on flexible goosencks; brightness control	***X-LED^{T3}*** (60-Led); brightness control
SZ-OBL	270x210x85h mm	32dia.x280h mm	95 mm dia., white disc with sample clips	None	***X-LED^{T3}*** brightness control

SZ Series - Boom Stands

SZ-STLX

Extremely stable, long ball bearing stand complete of head holder and coarse focusing system for observation of particularly large specimens to be paired with a stereozoom head. Smooth horizontal and vertical movements are ensured and the head can be easily swivelled and tilted for inspection at oblique angles. In case illumination is needed, choose from the wide choice of external illuminators available.

Base dimensions: :	210×255 mm
Pillar dimensions:	Ø32×430 mm
Horizontal arm:	790 mm
Maximum sample height:	270 mm
Swivelling movement:	360°
Tilting movement:	180°
Weight:	16.3 kg

SZ-STL1

Extremely stable, long overhanging stand for observation of particularly large specimens to be matched with a focusing system and stereozoom head. Smooth horizontal and vertical movements are ensured and the head can be easily swivelled for inspection at oblique angles. In case illumination is needed, choose from the wide choice of external illuminators available.

Base dimensions:	230×230 mm
Pillar dimensions:	Ø32×435 mm.
Horizontal arm:	415 mm
Maximum sample height:	400 mm
Swivelling movement:	360°
Weight:	14.00 kg

To be used in combination with a focusing mechanism (SZ-A1 or SZ-A6)

SZ-STL2

Extremely stable, hinged and long overhanging stand for observation of particularly large specimens to be matched with a focusing system and stereozoom head. Smooth horizontal and vertical movements are ensured and the head can be easily swivelled and tilted for inspection at oblique angles.
In case illumination is needed, choose from the wide choice of external illuminators available.

Base dimensions:	260×210 mm
Pillar dimensions:	Ø32×425 mm
Horizontal arm:	515 mm
Maximum sample height:	440 mm
Swivelling movement:	360°
Tilting movement:	180°
Weight:	18.8 kg

To be used in combination with a focusing mechanism (SZ-A1 or SZ-A6)

SZ Series - Boom Stands / Flat Industrial Stands

SZ-STL5

Highly versatile flexible arm stand, 360°rotating, ideal for industrial applications. It comes complete of head holder with focusing system and all the supports for table clamp and wall mount. Small footprint is ensured when not in use, saving valuable space on the bench.
Wall mount and table clamp included.

Total height : 330 mm
Total depth: 880 mm
Horizontal arm: 820 mm
Weight: 4.8 kg

SZ-STL5LED

Highly versatile flexible arm stand, 360°rotating, ideal for industrial applications.It comes complete of the settable and exclusive X-LED3 incident illumination system, head holder with focusing system and all the supports for table clamp and wall mount (both included). Small footprint is ensured when not in use, saving valuable space on the bench. Multi-plug 100-240Vac/6Vdc external power supply. Head shown in picture not included

Total height : 330 mm
Total depth: 880 mm
Horizontal arm: 820 mm
Illuminators: 2x X-LED3 on gooseneck, with brightness control unit
Power supply: Multi-plug 100/240Vac, 50-60Hz; output 12Vdc, 1.5A
Weight: 5.7 kg

ST-150 / ST-152



Large, simple plain stand with head holder and focusing mechanism.
ST-150: with pillar;
ST-152: with fixed arm.

Base dimensions: 320x290 mm
Pillar dimensions (ST-150): Ø32×410 mm
Fixed arm height (ST-152): 410 mm

303

SZ Series - Focusing Mechanisms

SZ-A1



Entry-level coarse focusing to raise or lower the head to focus
Coarse focusing system (76 mm head holder, 32 mm pillar) with adjustable tension for standard stereomicroscope requirements.

Type:	Coarse
Coarse total travel:	50 mm
Adjustable tension:	Yes
Head holder internal diameter:	76 mm
Pillar diameter:	32 mm

SZ-A6

Coaxial coarse and fine focusing results in easy, precise conditions
Coaxial coarse and fine focusing system (76 mm head holder, 32 mm pillar) with 2 µm fine resolution and adjustable tension ideal for extremely precise fine adjustments and smooth movements.

Type:	Coaxial coarse and fine
Coarse total travel:	50 mm
Fine total travel (per single rotation):	0.2 mm.
Fine graduations:	100
Fine resolution:	2 µm
Adjustable tension:	Yes
Head holder internal diameter:	76 mm
Pillar diameter:	32 mm

SZ Series - Best Selling Configurations

SZO-B + SZ-A1 + SZ-ST1

SZX-B + SZ-A1 + SZ-ST3

SZX-BA + SZ-A1 + SZ-ST7

SZ Series - Optical Performance

SZX-B and SZX-T Heads

Eyepiece	10x (ST-141)		15x (ST-302)		20x (ST-303)		25x (ST-144)	
Field number (mm)	22		16		12		9	
Objective	Total magnification	Field of View (mm)	Total magnification	Field of View (mm)	Total magnification	Field of View (mm)	Total magnification	Field of View (mm)
0.3x (W.D: 241 mm)	2.01x-13.5x	109.45-16.30	3.02x-20.25x	79.60-11.85	4.02x-27x	59.70-8.89	5.02x-33.75x	44.78-6.67
0.5x (W.D: 160 mm)	3.35x-22.5x	65.67-9.78	5.02x-33.75x	47.76-7.11	6.7x-45x	35.82-5.33	8.37x-56.25x	26.87-4.0
0.75x (W.D: 116 mm)	5.02x-33.75x	43.78-6.52	7.54x-50.62x	31.84-4.74	10.05x-67.5x	23.88-3.56	12.56x-84.37x	17.91-2.67
1x (W.D: 100 mm)	6.7x-45x	32.84-4.89	10.05x-67.5x	23.88-3.56	13.4x-90x	17.91-2.67	16.75x-112.5x	13.43-2.0
1.5x (W.D: 44 mm)	10.05x-67.5x	21.89-3.26	15.07x-101.25	15.92-2.37	20.1x-135x	11.94-1.78	25.12x-168.75x	8.96-1.33
2x (W.D: 26 mm)	13.4x-90.0x	16.42-2.44	20.1x-135x	11.94-1.78	26.8x-180x	8.96-1.33	33.5x-225x	6.72-1.0

SZX-BA and SZX-TA Heads

Eyepiece	10x (ST-306)		15x (ST-302)		20x (ST-303)		25x (ST-144)	
Field number (mm)	23		16		12		9	
Objective	Total magnification	Field of View (mm)	Total magnification	Field of View (mm)	Total magnification	Field of View (mm)	Total magnification	Field of View (mm)
0.3x (W.D: 228 mm)	1.95x-15.5x	117.95-13.94	2.93x-23.25x	82.05-9.70	3.9x-31.0x	61.54-7.27	4.88x-38.75x	46.15-5.45
0.5x (W.D: 164 mm)	3.25x-27.5x	70.77-8.36	4.88x-41.25x	49.23-5.82	6.5x-55x	36.92-4.36	8.13x-68.75x	27.69-3.27
0.75x (W.D: 109 mm)	4.87x-41.25x	47.18-5.58	7.31x-61.88x	32.82-3.88	9.74x-82.5x	24.62-2.91	12.18x-103.13x	18.46-2.18
1x (W.D: 102 mm)	6.5x-55x	35.38-4.18	9.75x-82.5x	24.62-2.91	13.0x-110x	18.46-2.18	16.25x-137.5x	13.85-1.64
1.5x (W.D: 46 mm)	9.75x-82.5x	23.59-2.79	14.63x-123.75	16.41-1.94	19.5x-165x	12.31-1.45	24.38x-206.25x	9.23-1.09
2x (W.D: 26 mm)	13.0x-110.0x	17.69-2.09	19.5x-165x	12.31-1.45	26.0x-210x	9.23-1.09	32.5x-262.5x	6.92-0.82

SZO-B and SZO-T Heads

Eyepiece	10x (ST-301)		15x (ST-302)		20x (ST-303)		25x (ST-144)	
Field number (mm)	23		16		12		9	
Objective	Total magnification	Field of View (mm)	Total magnification	Field of View (mm)	Total magnification	Field of View (mm)	Total magnification	Field of View (mm)
0.3x (W.D: 287 mm)	2.01x-13.5x	114.43-17.04	3.02x-20.25x	79.60-11.85	4.02x-27x	59.70-8.89	5.02x-33.75x	44.78-6.67
0.5x (W.D: 177 mm)	3.35x-22.5x	68.66-10.22	5.02x-33.75x	47.76-7.11	6.7x-45x	35.82-5.33	8.37x-56.25x	26.87-4.0
0.75x (W.D: 120 mm)	5.02x-33.75x	45.77-6.81	7.54x-50.62x	31.84-4.74	10.05x-67.5x	23.88-3.56	12.56x-84.37x	17.91-2.67
1x (W.D: 110 mm)	6.7x-45x	34.33-5.11	10.05x-67.5x	23.88-3.56	13.4x-90x	17.91-2.67	16.75x-112.5x	13.43-2.0
1.5x (W.D: 47 mm)	10.05x-67.5x	22.89-3.41	15.07x-101.25	15.92-2.37	20.1x-135x	11.94-1.78	25.12x-168.75x	8.96-1.33
2x (W.D: 26 mm)	13.4x-90.0x	17.16-2.56	20.1x-135x	11.94-1.78	26.8x-180x	8.96-1.33	33.5x-225x	6.72-1.0

SZ Series - Best Selling Configurations

SZO-T + SZ-A1 + SZ-STL1

SZO-T + SZ-A1 + SZ-STL2

SZ Series - Accessories

Eyecups & Eyepieces

ST-141	WF10x/22 eyepieces (pair), high eyepoint, focusable, rubber cup (only for SZX-B & SZX-T)
ST-145	WF10x/22 micrometric eyepiece, high eyepoint, focusable, rubber cup (only for SZX-B & SZX-T)
ST-144	WF25x/9 eyepieces (pair), high eyepoint, focusable, with rubber cup
ST-301	WF10x/23 eyepieces (pair), high eyepoint, focusable, with rubber cup (only for SZO-B & SZO-T)
ST-302	WF15x/16 eyepieces (pair), high eyepoint, focusable, with rubber cup
ST-303	WF20x/12 eyepieces (pair), high eyepoint, focusable, with rubber cup
ST-305	WF10x/23 micrometric eyepiece, high eyepoint, focusable, rubber cup (only for SZO-B & SZO-T)
ST-306	WF10x/23 eyepieces (pair), high eyepoint, focusable, rubber cup (only for SZX-BA & SZX-TA)
ST-310	WF10x/23 micrometric eyepiece, high eyepoint, focusable, rubber cup (only for SZX-BA & SZX-TA)

Additional Lenses

ST-102	Additional lens 0.3x
ST-103	Additional lens 0.5x
ST-104	Additional lens 0.75x
ST-105	Additional lens 1.5x
ST-106	Additional lens 2x

Stages

ST-100	Hand moving stage, for insert diameter of 95 mm
ST-110	Moving stage, coaxial knobs, for insert diameter of 95 mm
ST-111	Moving stage, micrometric screws, fort insert diameter of 95 mm
ST-666	Applicable heating stage, for instert diameter of 95 mm, multiplug

Condenser & Filters

ST-040	Darkfield condenser, 95mm diameter
ST-088	Polarising set (filters and rotating stage), 95mm diameter

Camera Adapters

M-113.1	Ring adapter, 30mm (for monocular and binocular microscopes)
M-115	0.35x C-Mount projection lens
M-114	0.5x C-Mount projection lens
M-118	0.75x C-Mount projection lens
M-173	C-Mount projection lens for APS-C/full frame reflex cameras (trino)
M-699	Universal adapter for C-Mount projection lens (trino)
M-620	0.35x focusable C-Mount adapter
M-620.1	0.5x focusable C-Mount adapter
M-620.2	0.65x focusable C-Mount adapter
M-620.3	1x focusable C-Mount adapter

Miscellaneous

15104	Cleaning kit
DC-002	Plastic dust cover, medium, 490(l)x490(h) mm
DC-003	TNT dust cover, medium, 600(l)x550(h) mm
DC-004	TNT dust cover, large, 700(l)x550(h) mm
M-005	Micrometric slide, 26x76mm, with 2 scales (1mm/100 & 10mm/100)
M-069	Solar charger
ST-014	Glass object-plate, 95mm diameter
ST-041	Sample clip
ST-092	Protective glass for stereohead
VP-SZ	IQ/OQ/PQ manual for SZ series
AB-010	Antibacterial surface treatment, only for newly purchased microscope (Only for SZO-B & SZO-T)
AB-020	Antibacterial surface treatment, only for newly purchased microscope

ST-100

ST-110

ST-111



ST-666

How to connect the cameras to our microscopes.
Please refer to the Adapter reference list on Digital section.

v 6.8.0 - OPTIKA reserves the right to make corrections, modifications, enhancements, improvements and other changes to its products at any time without notice.

Headquarters and Manufacturing Facilities

OPTIKA® S.r.l. Via Rigla, 30 - 24010 Ponteranica (BG) - ITALY - Tel.: +39 035.571.392 - info@optikamicroscopes.com

Optika Sales branches

OPTIKA® Spain spain@optikamicroscopes.com
OPTIKA® China china@optikamicroscopes.com
OPTIKA® India india@optikamicroscopes.com
OPTIKA® USA usa@optikamicroscopes.com
OPTIKA® Central America camerica@optikamicroscopes.com